


Colorado PERA Account Access



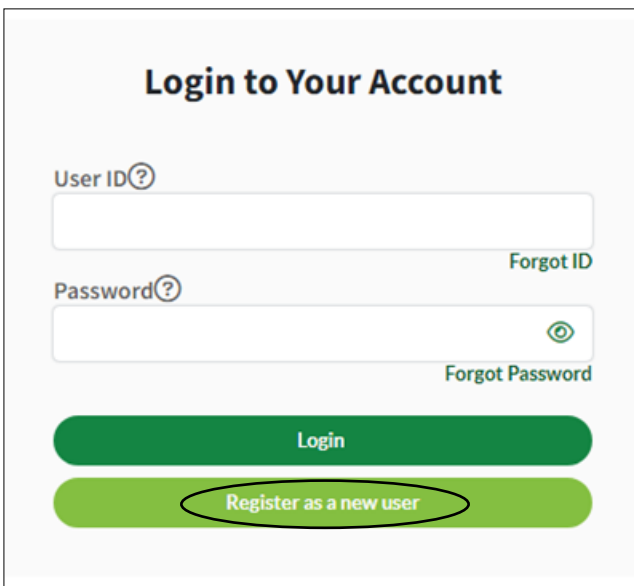
Accessing your PERA account online puts all your PERA information right at your fingertips. You'll be able to see how much money you've saved so far, estimate your future retirement check, add or update your beneficiary, and much more. You can even access your account on the go with our PERA app! To access your PERA information, you will need to create a user profile, and this fact sheet will walk you through the steps.

Register as a New User

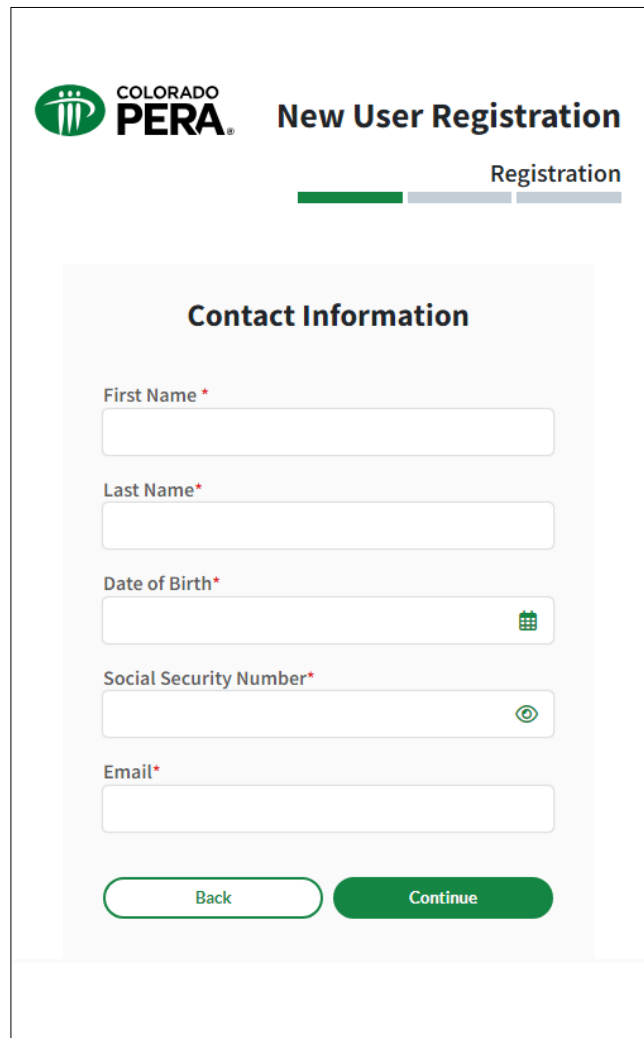
» Click the "Member Login/Registration" button on copera.org.



» Click "Register as a new user."

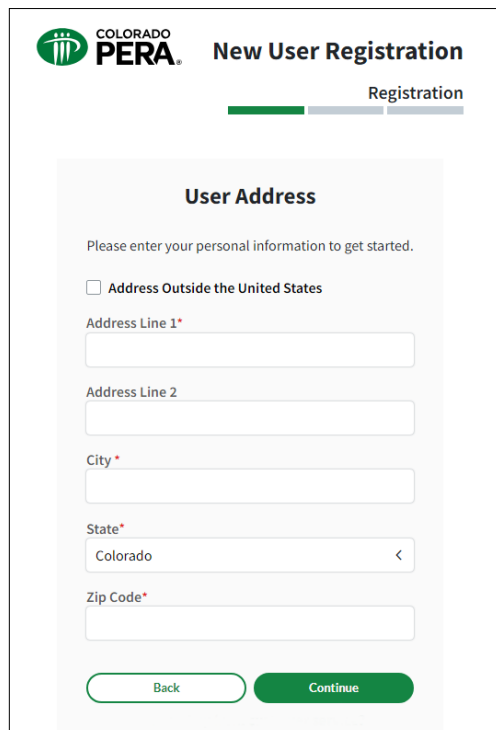


- » After you have read and agreed to the Terms of Use Agreement, you will be directed to the "New User Registration" page.
- » Under "Contact Information," enter your first and last name, date of birth (mm/dd/yyyy), Social Security number, and email.



(Continued on next page)

» Under “User Address,” please fill out your current address. Make sure to click “Address Outside the United States” if applicable.



COLORADO PERA New User Registration

Registration

User Address

Please enter your personal information to get started.

Address Outside the United States

Address Line 1*

Address Line 2

City*

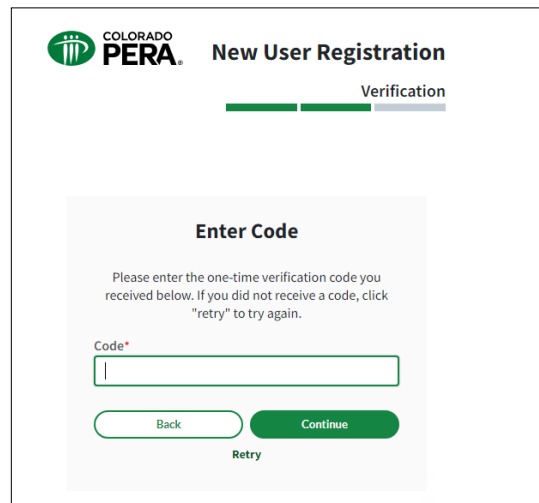
State*

Colorado

Zip Code*

Back Continue

» Once you receive a verification code, please enter it under “Code.”



COLORADO PERA New User Registration

Verification

Enter Code

Please enter the one-time verification code you received below. If you did not receive a code, click “retry” to try again.

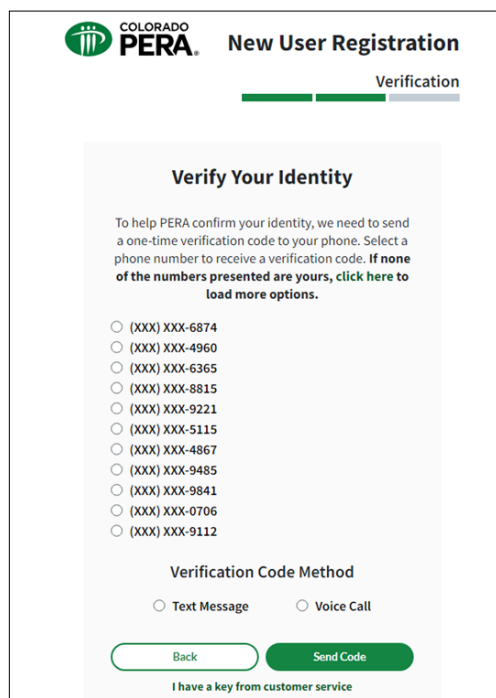
Code*

Back Continue

Retry

» After verifying your identity, you will need to create a user profile, which includes a User ID, email address, password, and recovery question.

» Next, under “Verify Your Identity,” select your phone number and verification code method to receive a one-time code to your phone. If a valid number is not listed, select “Click here” to load more options.



COLORADO PERA New User Registration

Verification

Verify Your Identity

To help PERA confirm your identity, we need to send a one-time verification code to your phone. Select a phone number to receive a verification code. **If none of the numbers presented are yours, click here to load more options.**

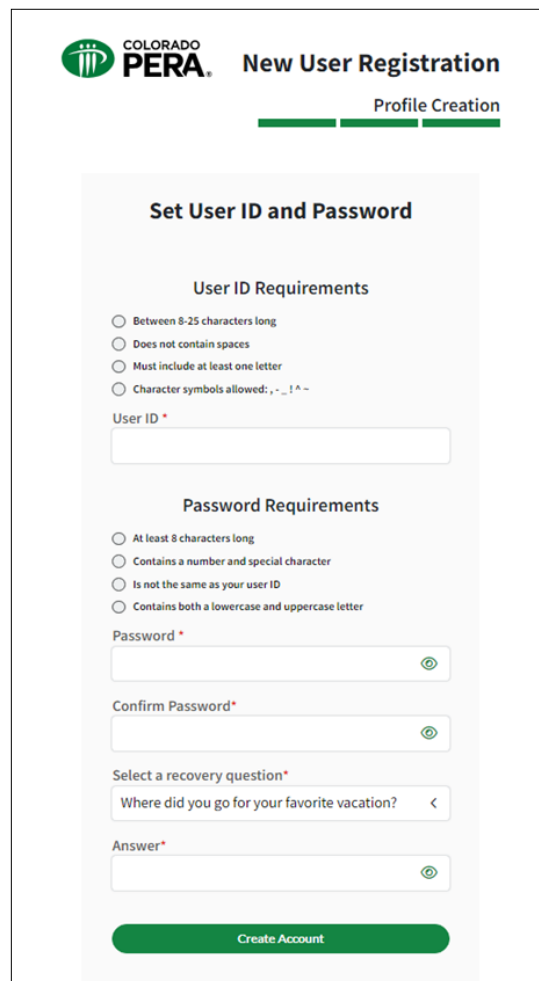
- (XXX) XXX-6874
- (XXX) XXX-4960
- (XXX) XXX-6365
- (XXX) XXX-8815
- (XXX) XXX-9221
- (XXX) XXX-5115
- (XXX) XXX-4867
- (XXX) XXX-9485
- (XXX) XXX-9841
- (XXX) XXX-0706
- (XXX) XXX-9112

Verification Code Method

Text Message Voice Call

Back Send Code

I have a key from customer service



COLORADO PERA New User Registration

Profile Creation

Set User ID and Password

User ID Requirements

- Between 8-25 characters long
- Does not contain spaces
- Must include at least one letter
- Character symbols allowed: , - _ ! ^ ~

User ID *

Password Requirements

- At least 8 characters long
- Contains a number and special character
- Is not the same as your user ID
- Contains both a lowercase and uppercase letter

Password *

Confirm Password*

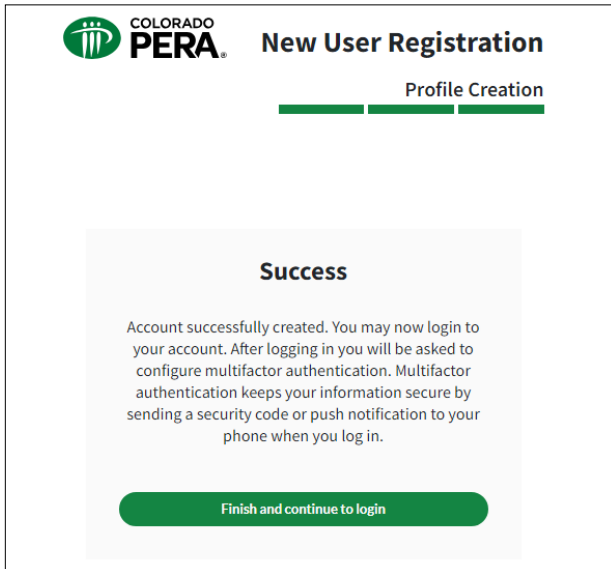
Select a recovery question*

Where did you go for your favorite vacation? <

Answer*

Create Account

- » Once you create your user profile, you will be directed to log in to your account using your newly created User ID and password.



You may want to consider using a password manager to help you create and remember passwords all in one place.

Set Up Multifactor Authentication

- As an extra layer of security, you will be required to enroll in multifactor authentication in order to access your PERA account.
- In the future, you will log in to your PERA account with your User ID, password, and multifactor authentication method.

Need Help Logging In?

- If you have trouble creating your user profile or logging in to your account, please visit our “Online Account Access FAQs” page on copera.org or call PERA's Customer Service Center at 800-759-7372.

Manage Your Account on the PERA App

- You can now download PERA's mobile app from the App Store (iOS) and Google Play Store (Android). The free app makes it easy to manage your PERA account on the go.

Get PERA on the Go

Scan a QR code to download the app today!

